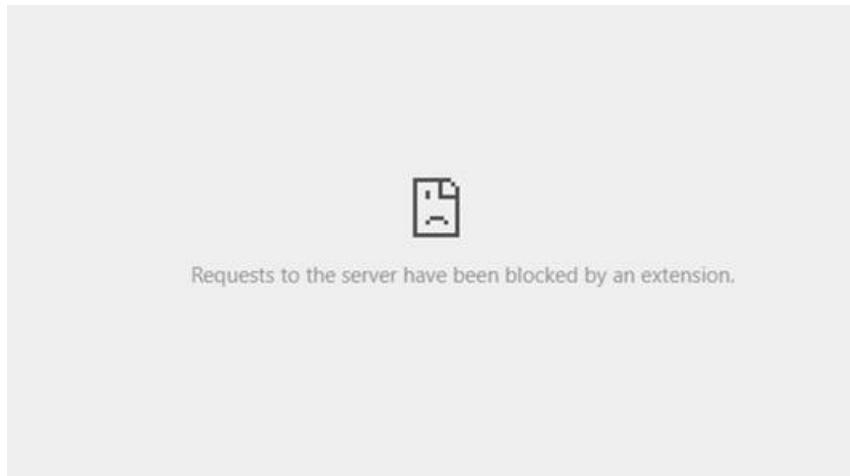
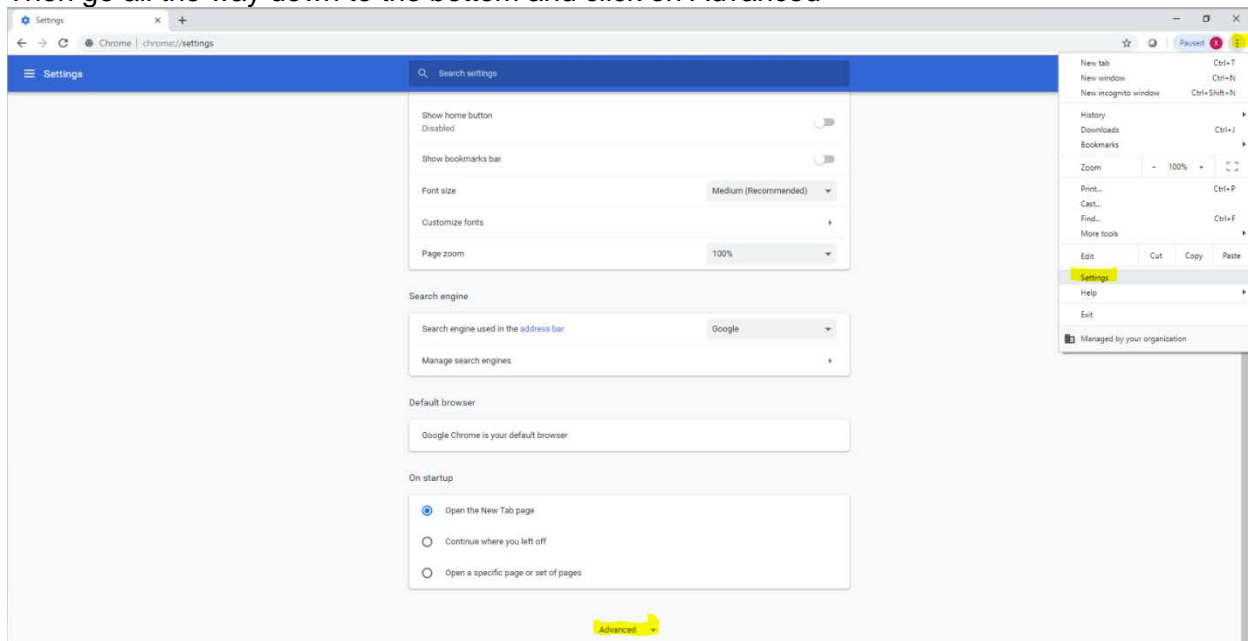


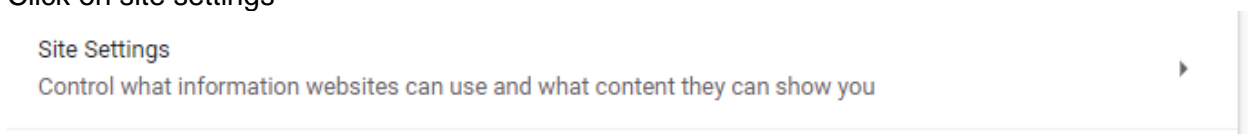
If this is the error you are receiving, your computer/device settings for pdf documents need to be turned off. Once you follow the instructions below, you will be able to view your Electronic Notices via YBN.




If you are using Chrome:  
Open a new tab from your browser  
Click on the three dots in the upper right-hand corner  
Go to Settings  
Then go all the way down to the bottom and click on Advanced



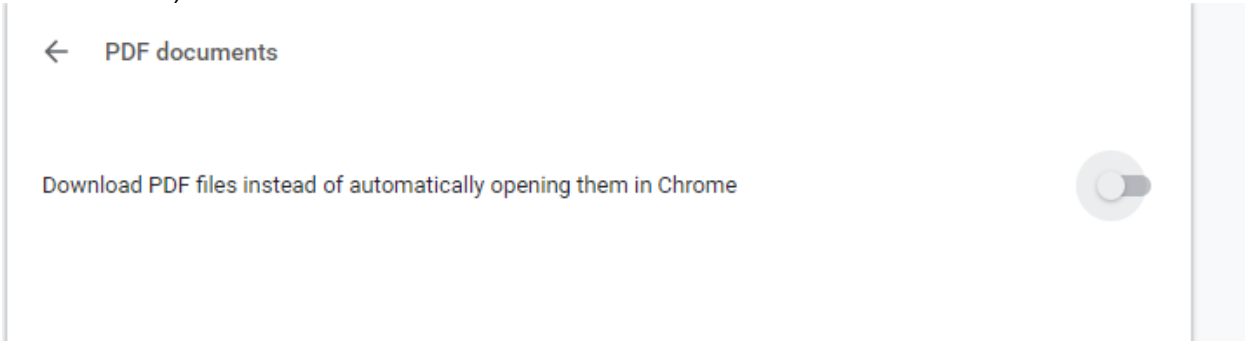
Click on site settings



Then click on PDF documents



Then click on the “Download PDF files instead of automatically opening them in Chrome” and make sure you turn off the setting, button should no longer be highlighted. (move button to the left to turn off)



Close settings and log back into your YBN account and now you should be able to view your e-Notices.

<https://support.google.com/chrome/answer/6213030?hl=en>

If you are using Android, you can follow the below instructions to install a different browser on your Android.

- 1.) Install one of two browsers (Opera or Firefox mobile) Google Play Store.
- 2.) Install a PDF Viewer, if not already installed (Adobe Acrobat or Google PDF Viewer) Google Play Store.
- 3.) Once you log on to YBN, click on your electronic notice
- 4.) Click Download
- 5.) Click Open

If you are still not able to view your notices, contact the webmaster by clicking on the webmaster link on the bottom of our page or go to: <https://www.yourbenefits.laclrs.org/ybn/Help.html> please include your Case# and Customer ID along with the browser and the device information so that we can further assist you.